

Safer & Cohesive Communities (Community Safety)

Programme Board Highlight Report Q2



Programme Details:			Programme Status Dashboard			
Programme Name:	Community Safety	Programme ID:	SCCPB	Previous	CURRENT	Future
			<input type="checkbox"/> Red	<input type="checkbox"/> Red	<input type="checkbox"/> Red	
			<input type="checkbox"/> Red/Amber	<input type="checkbox"/> Red/Amber	<input type="checkbox"/> Red/Amber	
			<input checked="" type="checkbox"/> Amber/Green	<input checked="" type="checkbox"/> Amber/Green	<input checked="" type="checkbox"/> Amber/Green	
			<input type="checkbox"/> Green	<input type="checkbox"/> Green	<input type="checkbox"/> Green	
Senior Responsible Officer:	Joseph Reay, Head of Performance & Partnerships, City of Cardiff Council					
This reporting period:	July – Sept 2016	Next Period:	Oct – Dec 2016			

Workstreams	Workstream activities	ID	Leads	RAG Status
Resilient Communities (proposed workstream)	Resilient Communities: <ul style="list-style-type: none"> Perception of safety Managing crime at a neighbourhood level: Violence Against the Person, Other thefts, Criminal Damage, Hate Crime ASB Substance misuse 	RES	TBC	A/G
Safeguarding Communities	Domestic and sexual violence	DV	Morgan Fackrell, Chief Executive Cardiff Women's Aid Natalie Southgate, Policy & Development Manage - DHRs	A/G
	Offender management/reduce first time entrants	OFF	Ingrid Masmeyer, Operational Manager, Youth Offending Service	A/G
	Exploitation: <ul style="list-style-type: none"> Human Trafficking Street Sex Work Child Sexual Exploitation 	EXP	Nici Evans, Partnership Development Manager - Exploitation	A/G
Night Time Economy	Night Time Economy Strategy	NTE	Joe Reay, Head of Performance & Partnerships	A/G
Community cohesion	CONTEST <ul style="list-style-type: none"> Prevent Pursue Prepare Protect 	CONT	Joe Reay, Head of Performance & Partnerships	A/G
	Integration <ul style="list-style-type: none"> Mainstreaming cohesion Managing and monitoring tensions 	INT	Stephanie Kendrick –Doyle, Community Cohesion Regional Co-ordinator, Cardiff & the Vale of Glamorgan	A/G

PRIORITY WORKSTREAM ACTIVITIES 2016/17

ID	Priority Workstreams/Activities 2016/17	Projects and statutory areas of work for 2016/17
RES	Managing crime at a neighbourhood level	<ul style="list-style-type: none"> Review approach to addressing perceptions by tackling crime and ASB at a neighbourhood level
EXP	Exploitation	<ul style="list-style-type: none"> Domestic & Sexual Violence – further develop commissioning - steps towards a single pathway. Explore community remedy re: sex work/generic model to tackle other issues e.g. ASB Domestic Homicide Reviews (DHRs)
NTE	Night Time Economy	<ul style="list-style-type: none"> Develop and implement a night time economy strategy and secure funding
INT	Integration	<ul style="list-style-type: none"> Develop a framework for integration of new and emerging communities Explore building PREVENT into the structure of the Local Authority via social services.

ID	Programme milestones achieved
RES	Task and Finish group set up to review and monitor hate crime linked to Brexit. Messages of reassurance distributed via community communication channels and Hate Crime Awareness week. A cross-party statement issued by the Council stating that the city is known for its 'inclusivity and harmony'.
RES	Cardiff & Value Area Substance Misuse Planning Board - Annual Report 2015-16 published Follow Link
RES	Cardiff & Value Area Substance Misuse Planning Board - Substance Misuse and Wellbeing Commissioning Strategy 2016-2020 published Follow Link
EXP	Addressing Exploitation Programme Delivery Plan 2015-2017 - approved by Safer & Cohesive Communities Programme Board, 8 July 2016
EXP	National Strategy on Violence Against Women, Domestic Abuse – consultation response submitted.
EXP	Equalities Committee review of the Violence Against Women, Domestic Abuse and Sexual Violence (Wales) Act – contribution made to review.
NTE	A Cardiff night time economy strategy is being developed. A sub-group of the Safer & Cohesive Communities Programme Board (S&CPB) has been established. The sub-group will be responsible for implementing the strategy once approved by the Board and signed-off by the Public Services Board.
CONT	Cardiff's Prevent delivery plan 2016/17 approved by the Home Office.
CONT	Cardiff PREVENT programme audited by the Public Audit Office, 22 September 2016.
CONT	Prevent - Cardiff's Upstanding Neighbourhoods project evaluated by the Home Office and has received funding for a second year.
CONT	Prevent Young Leaders programme - 20 young people have graduated.
CONT	ERASMUS (European Funding) bid to support the Prevent 'Challenging Extremism' programme in primary schools has been approved. (3 year programme).
INT	The Regional Refugee Resettlement Coordinator for Cardiff and the Vale, Tom Dodsworth, started in his role 18 th April 2016. Support provider for Syrian Resettlement contract have now been awarded.
INT	Local Delivery Plan for Welsh Government Community Cohesion Action Plan developed and signed off at S&CPB
INT	Quarter 2 Monitoring of Welsh Government Community Cohesion Action Plan submitted
INT	City of Cardiff Council hosted a set up meeting for Integration Frameworks for New and Emerging Communities attended by Regional Community Cohesion Co-ordinators from across Wales and Welsh Refugee Council
INT	Police and Local Authority Tension Monitoring Group has met twice in this quarter, a review of tension monitoring process has been completed and recommendations will be agreed at next S&CPB

ID	Programme milestones not achieved
	N/A

ID	Programme milestones for next reporting period	Baseline Delivery Date	RAG Status
N/A	Sanity check programme workstreams/activities/priorities against draft local wellbeing assessment that is being developed as required under the Wellbeing of Future Generations Act 2015)	24/11/2016	A/G
RES	Explore proposal for building Prevent into safeguarding structure of the Local Authority via social services.	Milestones to be agreed by the Board	A/G
RES	Anti-Social Behaviour - City & South and South West Neighbourhood Partnership Area Community Safety subgroups to discuss current ASB trends/ identify next steps.	Next City & South/South West Community Safety subgroup meetings	A/G
NTE	The sub-group of the Safer & Cohesive Communities Programme Board (S&CPB) to meet to consider the draft night time economy strategy.	17/11/2016	A/G
EXP	National strategy on violence against women, domestic abuse and sexual violence 2016 – 2021: Task and Finish Group to map requirements of legislation and our approach to meeting these requirements.	24/11/2016	A/G
EXP	Domestic and Sexual Violence: explore further development of a coordinated community response model - making steps towards a single pathway	Milestones to be agreed by the Board	A/G
INT	Develop a framework for integration of new and emerging communities	Milestones to be agreed by the Board	A/G

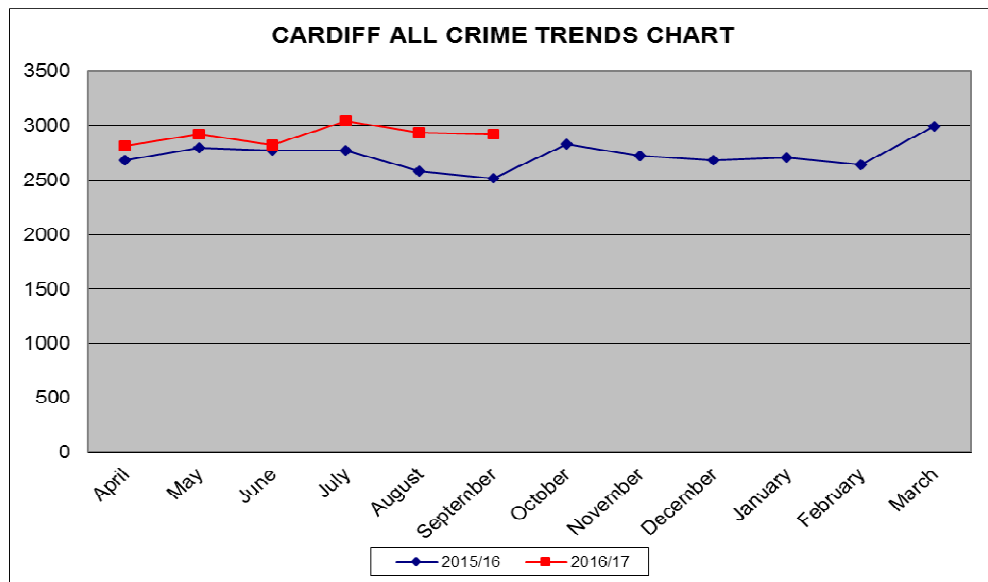
Significant Current Risks				
ID	Date Raised	Description (clearly highlight impact)	Countermeasure(s)/Contingency	RAG Status
D&V	Oct 2016	Delivery of Domestic Homicide Review (DHR) process becomes unsustainable.	Review and establish a sustainable DHR process for the City	R/A
		Owner: Joe Reay, Head of Performance & Partnerships		

ID	Decisions Required from the Cardiff Public Services Board:
NTE	Sign-off of the Night Time Economy Strategy (Q4)


PERFORMANCE MONITORING

Workstream: Resilient Communities

Indicator: Overall Recorded Crime, 2015/16 and Q1/2 2016/17



Indicator: Neighbourhood Crime Comparison Chart Q2 2016/17



Analysis

Quarter 2 of 2016-17 saw an increase in overall crime of 1020 offences (13%) compared to the same quarter last year.

The Violence Against The Person offence group has the highest total number of offences, at 2988, accounting for 33.6% of overall crime. This offence group shows a 25.6% increase compared to the same period last year.

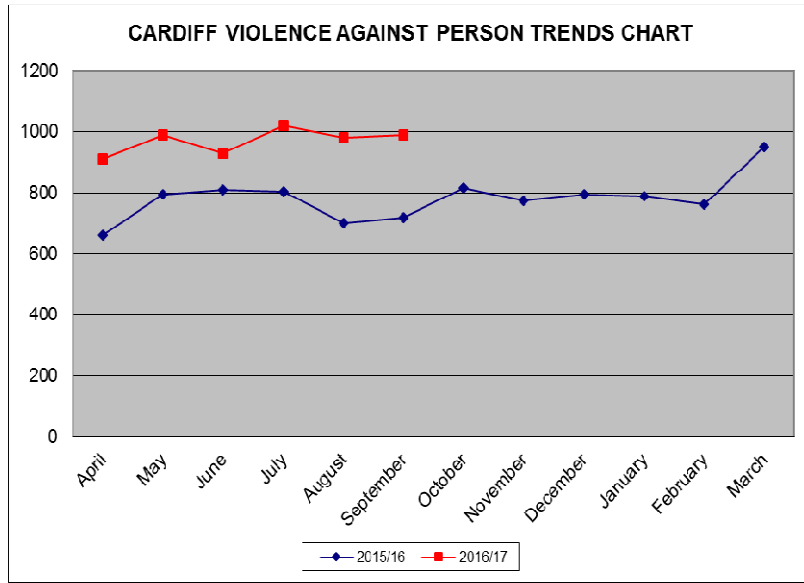
Six other offence groups have shown an increase when compared to the same quarter last year. In particular, Burglary of Dwelling by 17.9% (246 to 290), Burglary Of Other Premises by 37.2% (290 to 398) and Sexual Offences by 42.3% (149 to 212).

Analysis

The two main offence groups are Violence Against the Person and Other Thefts. The highest concentrations for these offence groups are to be found in the City & South Neighbourhood Partnership Area, accounting for 25.3% and 41.3% respectively of the overall total in these two categories.

Workstream activity: Resilient Communities

Indicator: Violence Against the Person monthly 2015/16 and Q1/2 2016/17



Indicator: Violence Against the Person selected assault categories, 2014/15 compared to 15/16

Crime Description	14-15	15-16	+
Assault without injury	479	670	+191
Harassment	385	632	+247
Public fear, alarm or distress	362	543	+181
Racially or religiously aggravated public fear, alarm or distress	76	116	+40

Analysis

The Violence Against The Person offence group has the highest total number of offences and accounts for 33.6% of overall crime. This offence group is showing a 34.5% increase when compared to the same period last year.

However, it should be noted that incidents previously classed as ASB are now recorded as Public Order and are included within the Violence Against The Person offence group. This may account for the significant increase in this offence group.

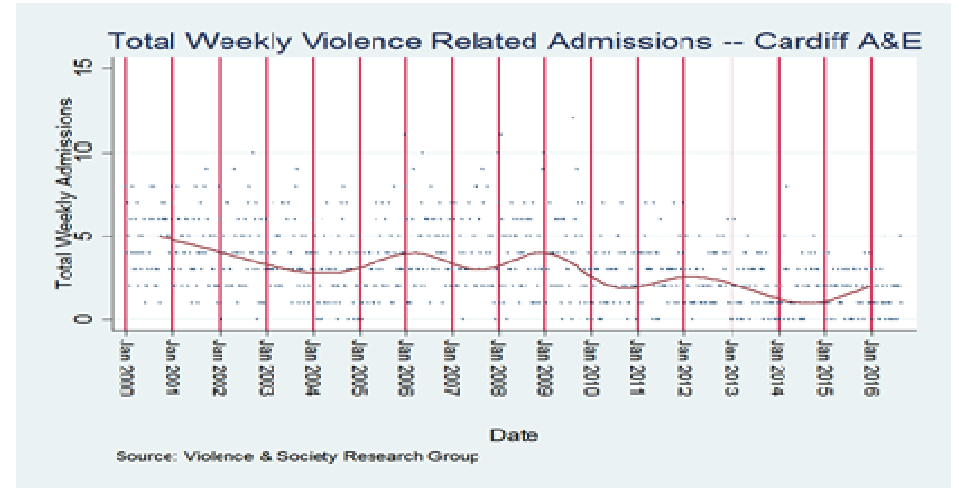
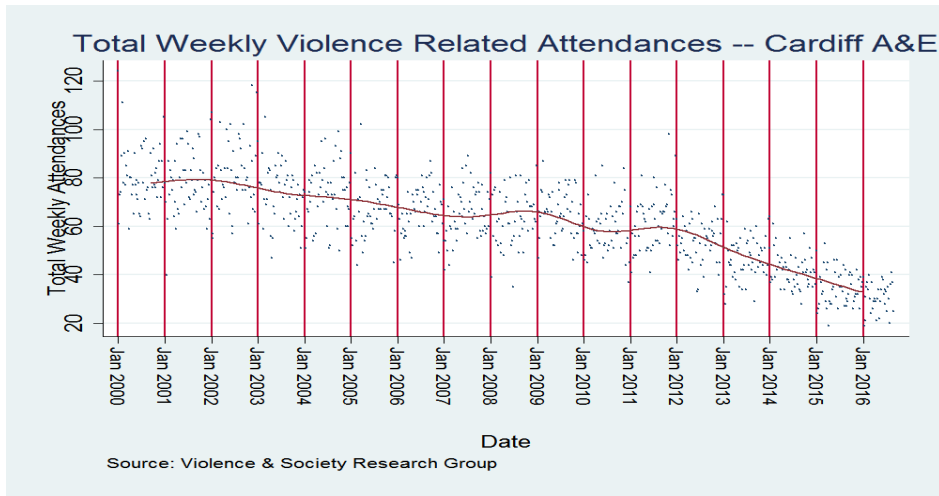
Analysis

The increase in Violence Against The Person is within the minor assaults categories and public order as shown above.

Workstream activity: Resilient Communities

Indicator: Violence Related Attendances at Cardiff A&E (per week), 2000-2016

Indicator: Violence Related Admissions at Cardiff A&E (per week), 2000-2016

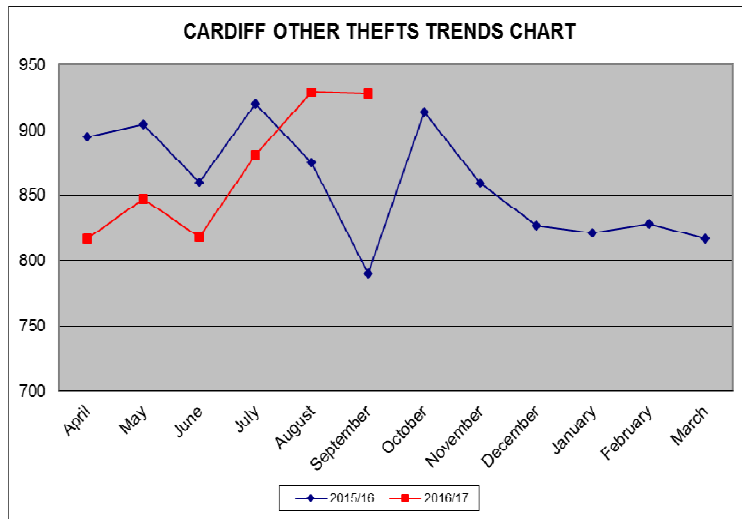


Analysis

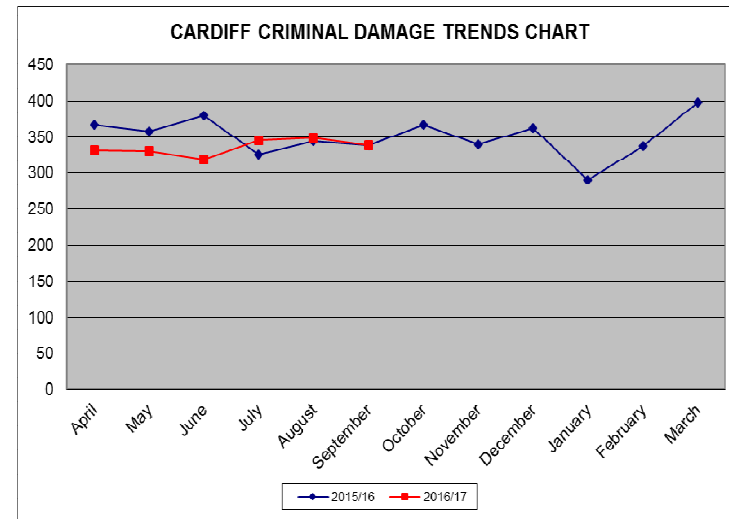
The charts above show number attendances and those attendees who were then admitted to A&E. Since January 2000, there has been a downward trend in serious violent related injuries. In contrast, the rise in the number of assaults without injury (not requiring attendance at A&E) should be noted as detailed on page 5.

Workstream : Resilient Communities

Indicator: Other thefts monthly trend 2015/16 and Q1/2 2016/17



Indicator: Criminal Damage monthly trend 2015/16 and Q1/2 2016/17



Analysis

This was the second most prevalent offence group in Q2, accounting for 30.8% of overall crime in Cardiff. This quarter there has seen a rise in the number of offences recorded, with August and September being above last year's totals. Other Thefts has shown an increase of 153 offences or 5.9% when compared to the same quarter last year. If compared to the first quarter of this year, there has been an increase of 256 offences or 10.3%.

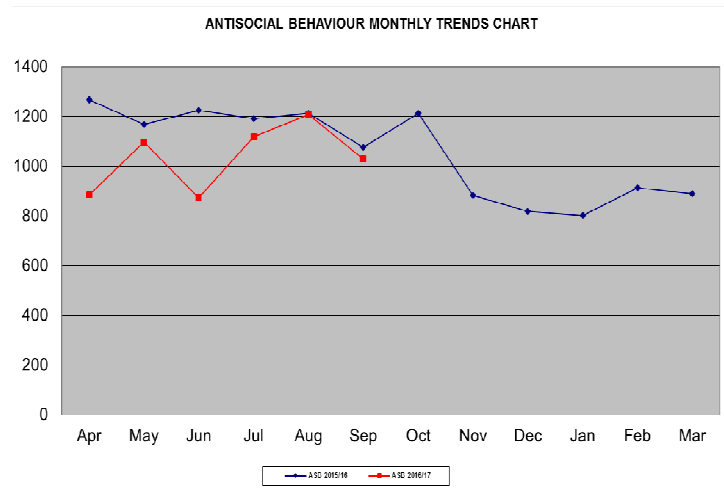
Analysis

Criminal Damage is the offence group with the third highest number of offences recorded this quarter and has shown an increase of 23 offences or 2.3% when compared to the same quarter last year (1009 to 1032). The main increase has been under the category of Threat of criminal damage or Possession with intent to commit criminal damage, which has shown a 92.8% increase (from 28 to 54).

Workstream : Resilient Communities

Indicator: Anti-Social Behaviour Monthly Trend, 2015/16 and Q1/2 2016/17

Analysis

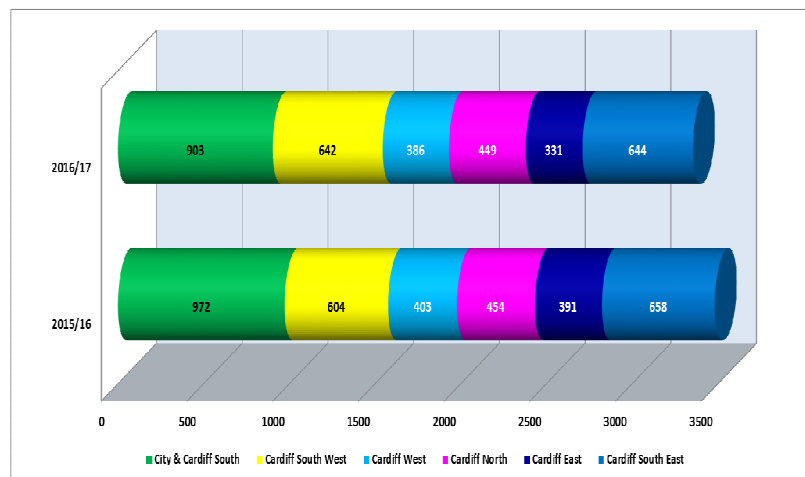


The monthly totals for this year are below those for last year. However, It is suspected that the decrease in ASB is due to a number of incidents previously classed as ASB now being recorded as Public Order, a category within the Violence Against The Person offence group. This may account for the significant increase in Violence Against the Person offences.

In Q2, there have been 500 more incidents than in the previous quarter (from 2855 to 3355 - a rise of 17.5%). However, if compared to the same quarter last year, where the total was 3482, there has been a decrease of 127 incidents or 3.7%.

Indicator: ASB incidents by neighbourhood, Q2 2016/17

Analysis



The only neighbourhood which has shown an increase in ASB incidents compared to Quarter 2 last year is Cardiff South West.

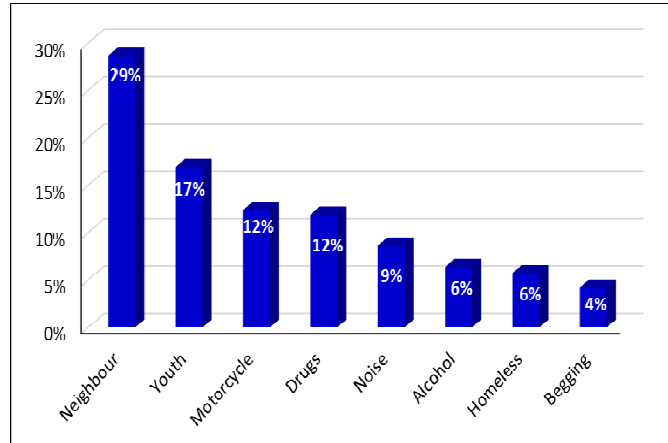
At ward level, Cathays (City Centre Area), has the highest total of incidents but this is not a surprise bearing in mind the night time economy.

Outside of the City Centre, the wards with the highest totals are Ely, Caerau, Plasnewydd and Grangetown.

Workstream : Resilient Communities

Indicator: Top 8 causes of ASB in Q2 2016 (based on 80% sample of incidents)

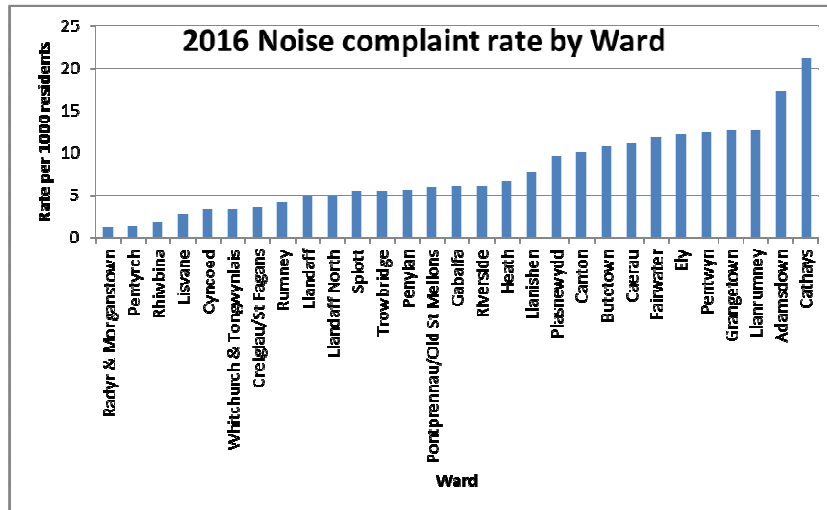
Analysis



The table opposite is a dip sample of 2701 incidents showing the top eight causes of ASB within a particular ward. The main causes of ASB within the dip sample relate to neighbour annoyance/disputes and youth annoyance.

Indicator: Noise complaints by ward (rate per 1000 residents), 2016

Analysis



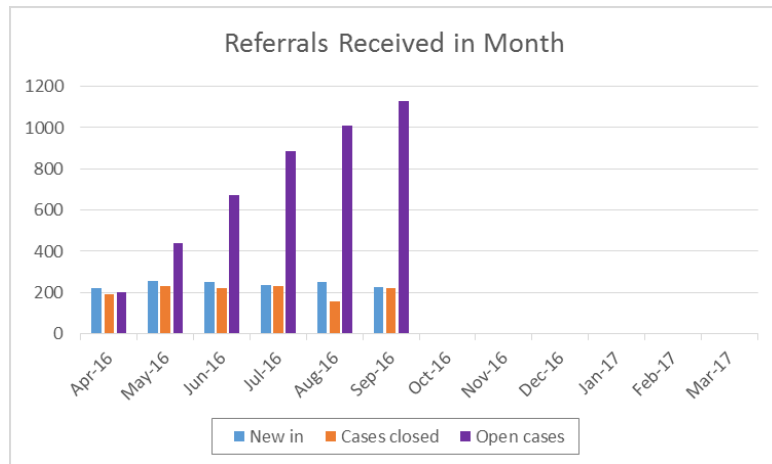
A total of 1923 noise complaints were received in Q1 and Q2 (Q1 945, Q2 978).

Of these, 1524 were related to domestic noise and 399 due to commercial noise disturbance.

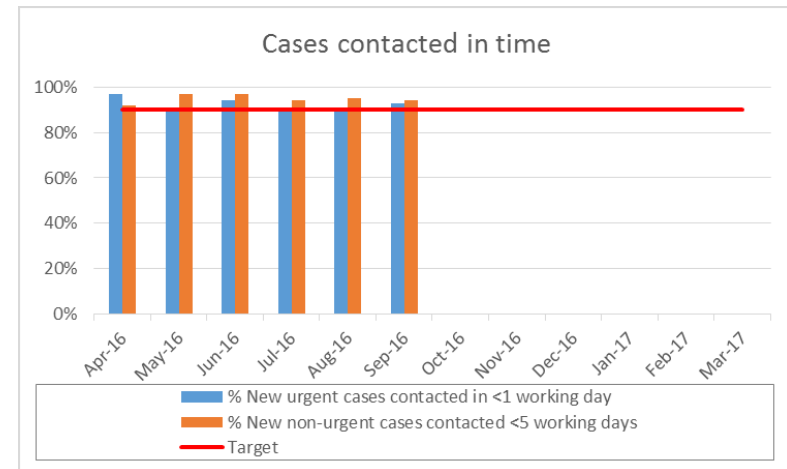
The highest rates of noise disturbance (per 1000 population) were to be found in the city centre wards of Cathays, Adamsdown. Outside of the city centre there are a number of wards with similar rates of noise disturbance (approx. 10 per 1000 population or higher). These wards are to be found in Cardiff East, City and Cardiff South, and Cardiff South West.

Workstream : Resilient Communities

Indicator: ASB – Landlord Services – Referrals Received in Month, Q1/2 2016/17



Indicator: ASB – Landlord Services – % of Cases contacted in time, Q1/2 2016/17



Analysis

The number of referrals in September returned to pre- summer levels following the elevated numbers of referrals received during the period May to August 2016.

Analysis

The target of 90% set for urgent and non-urgent cases being contacted within 1 or 5 working days respectively has been met in every month of Q1 and Q2.

Indicator: ASB – Victim Support - Referrals by type Q2 2016

In Q2 there were 38 referrals, 12 of which were repeat victims.

Referral source

- Police 22
- City of Cardiff Council 7
- Hubs 4
- Self-referral 4
- Other 1

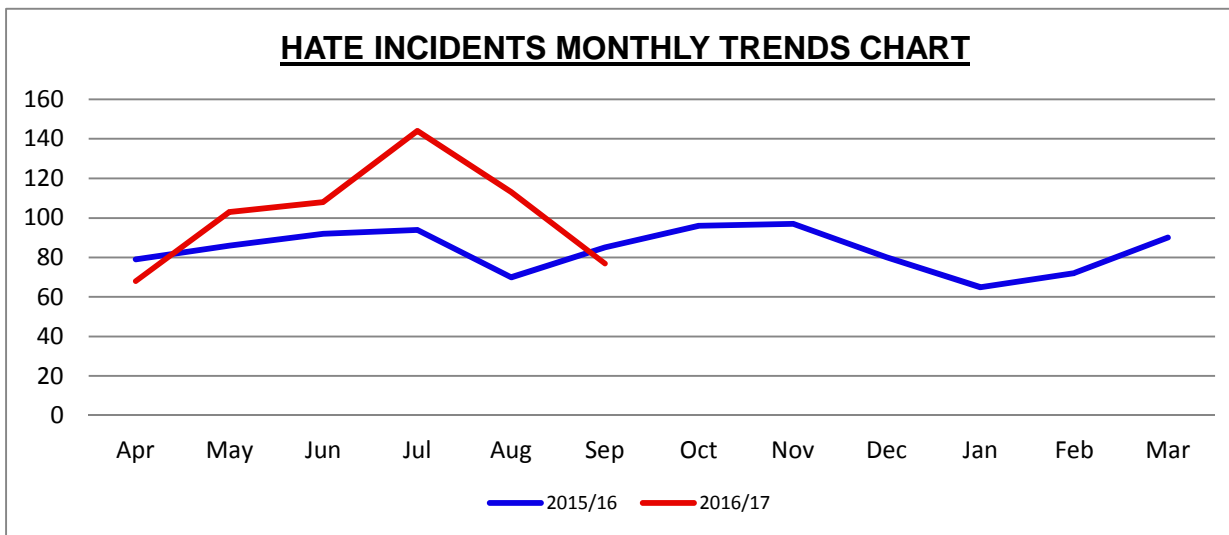
Indicator: ASB – YOS - Referrals received Q2 2016

In Q2, 29 referrals were received:

- 26 male, 3 female, 25 identified as White British, 1 as Asian British and 3 as Czech.
- Of the 29 young people referred, 4 had received a stage 1 warning letter, 9 had received a stage 2 warning letter, 7 were at stage 3 (ABC) and 9 were referred by partner agencies but had no recorded incidents of ASB. Two referrals were in from education in relation to knife crime awareness.
- 21 were accepted for intervention: 4 were already engaged with the YOS, 2 with Triage and 2 referrals were refused as the young people had recently refused the service.

Indicator: Hate Incidents and Hate Crime monthly trend charts, 2015/16 and Q1/2 2016/17

Analysis

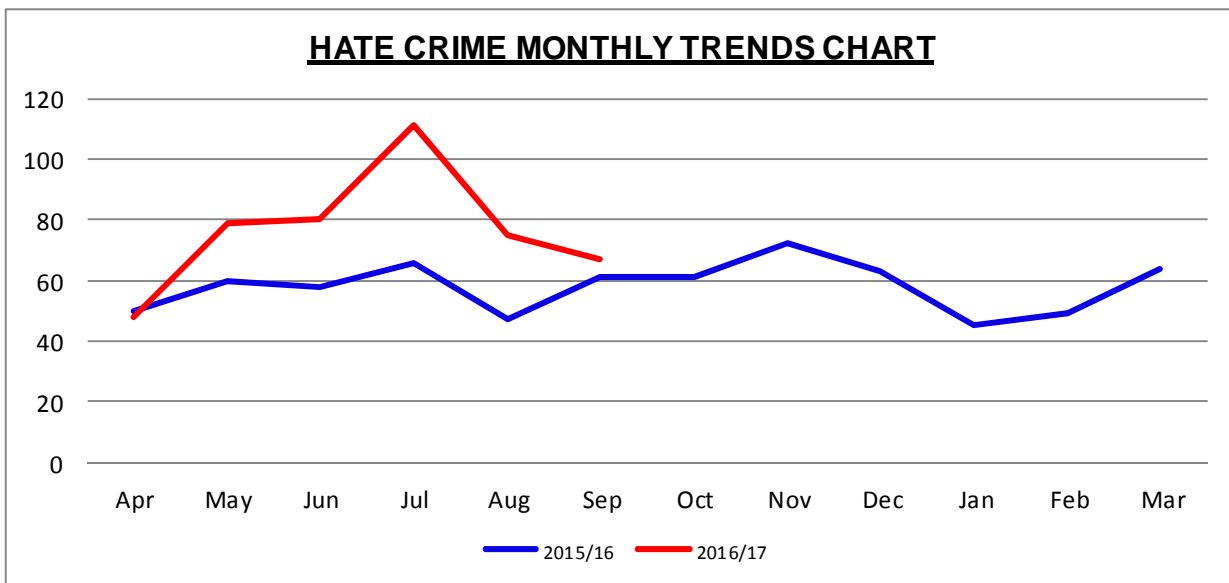


As was seen nationally, Cardiff experienced a spike in hate crime following the EU Referendum (see charts opposite), consisting of mostly low-level incidents reported by a range of Cardiff citizens who were perceived by perpetrators to be of a non-UK heritage.

A Council Task and Finish group assessed that the governance structure and day to day support arrangements for hate crime were providing an effective response for the increased levels of reporting, but it was felt that it would be beneficial to put in place some medium-to-long-term actions to counteract and address divisive narratives that were increasingly widespread following the referendum.

Actions included:

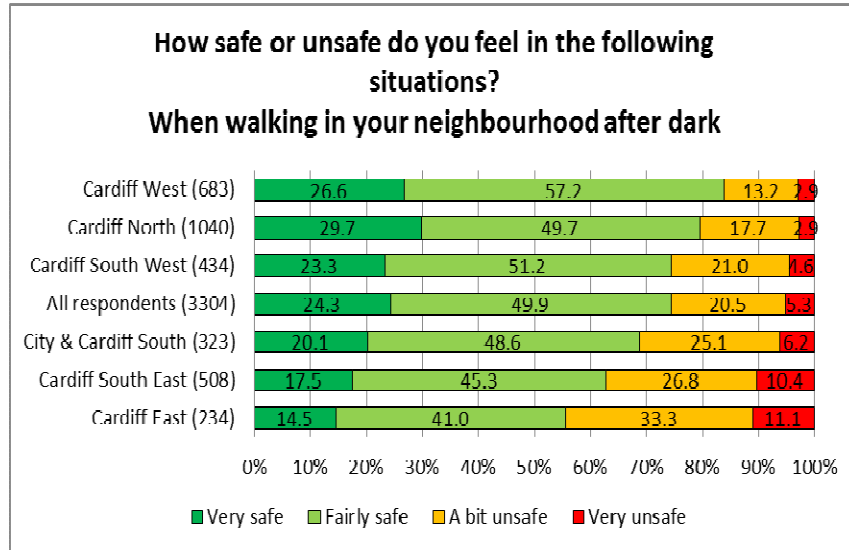
- cross-party statement by the Council stating that the city is known for its 'inclusivity and harmony' and called for everyone to recognise the strength of diversity
- A briefing paper was presented to the group with a series of recommendations to further strengthen the local tension monitoring process, including the future development of an online tension monitoring reporting form and an e-learning module for staff
- Messages of reassurance were developed and sent to communities via the Police Community Messaging Services, the Community Cohesion Forum and Third Sector networks



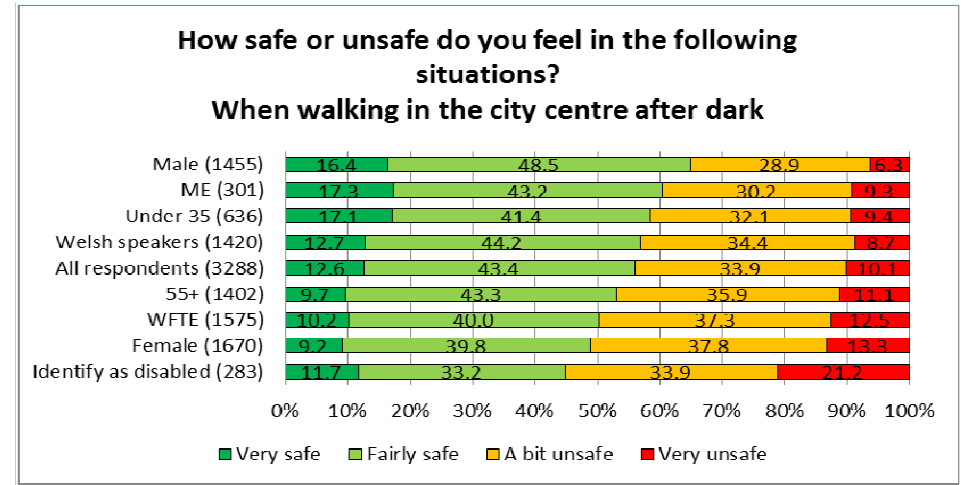
The spike in hate crime was temporary in nature and has since returned to normal levels for the city. The Task and Finish group will continue to provide a horizon-scanning function to plan a proactive response to future key events.

Workstream: Resilient Communities

Indicator: ASK Cardiff 2016 – Perception of safety - Walking in neighbourhood after dark



Indicator: Ask Cardiff 2016 – Perception of Safety - Walking in city centre after dark.



Analysis

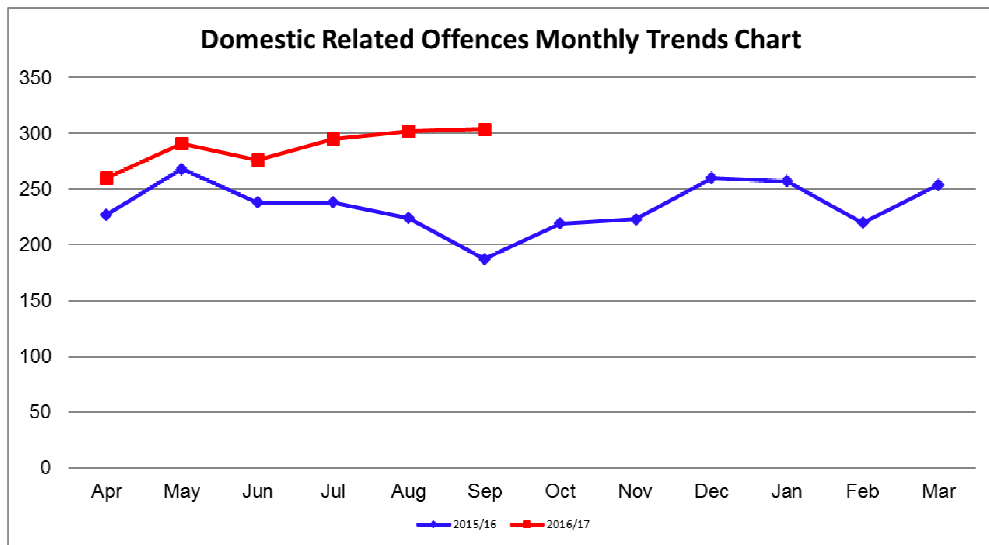
Nearly 75% of respondents to the 2016 Ask Cardiff Survey felt safe in Cardiff. However, as shown above perceptions of safety varied significantly across the six neighbourhood areas.

Analysis

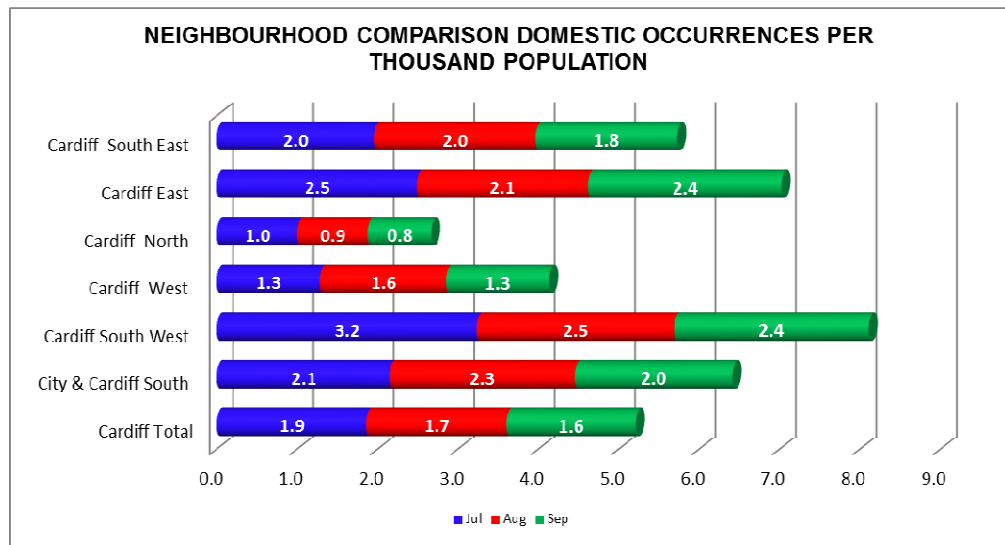
The Ask Cardiff Survey revealed a significant difference in perceptions of safety between different groups in society when walking in the city centre after dark. Individuals can identify in multiple groups but with some exceptions, for example gender. The chart shows a marked difference between male and female perceptions of safety. In addition, a fifth of respondents who Identified as disabled felt very unsafe when walking in the city centre after dark.

Workstream : Safeguarding Communities

Indicator: Domestic Related Offences - Monthly, 2015/16 and Q1/2 2016/17



Indicator: Domestic Related Incidents – Neighbourhoods (per 1000 pop.) Q2 2016/17



Analysis

The chart above indicates the number of domestic related criminal offences which have occurred each month with a comparison to last year. If a comparison is made with the second quarter of 2015/16, there has been an increase in the number of domestic related crimes recorded from 649 to 901 in Q2 of this year, an increase of 38.8%.

Analysis

The chart above relates to domestic related incidents as opposed to incidents recorded as criminal offences. Cardiff East and Cardiff South West have the highest number of incidents per 1000 population. The majority of domestic incidents this quarter occurred in the Ely, Adamsdown, Grangetown, Caerau and Fairwater Wards.

Indicator: Human trafficking – number of referrals (potential victims of trafficking)

Data from New Pathways is not currently available. However, it can be confirmed that in Q2, 6 individuals were discussed at the Human Trafficking Multi-agency Risk Assessment Conference (MARAC) and the Black Association of Women Step Out (BAWSO) also received 12 referrals.

Author Sign-Off and Assurance:

Report Author: Stephanie Kendrick-Doyle, Community Safety Manager	Sign-Off by SRO: Joseph Reay, Head of Performance & Partnerships, City of Cardiff Council
--	--